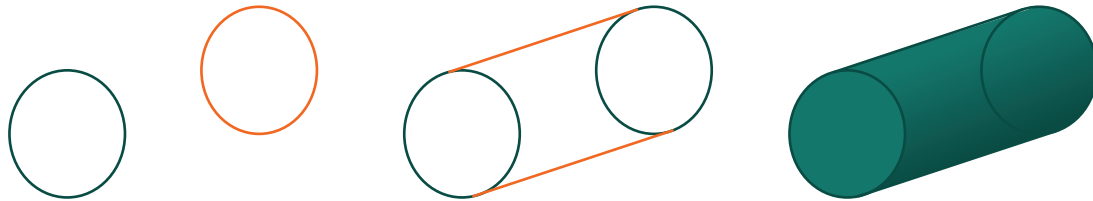

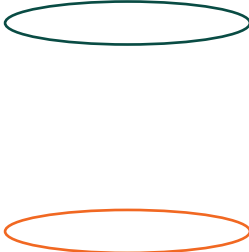
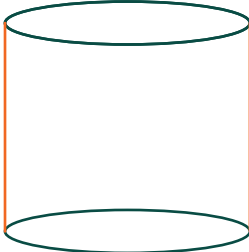
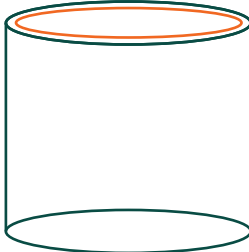
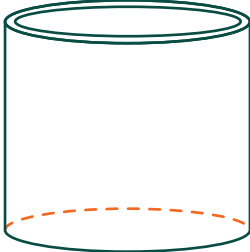
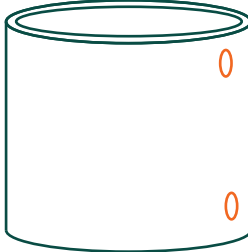
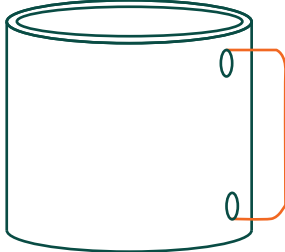
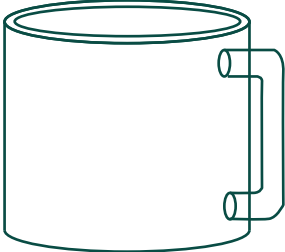
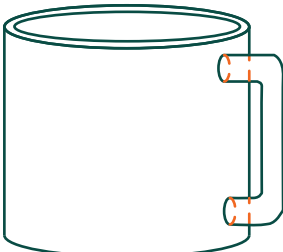





The Cylinder

The cylinder is another 3-D solid. It is made by drawing an ellipse (or circle), then adding another ellipse that is farther away, and finally connecting them with 2 lines. The cylinder can be used to draw many things.



 <p>Let's start with an ellipse.</p>	 <p>Add another ellipse.</p>	 <p>Connect with 2 lines.</p>	 <p>Add another ellipse.</p>
 <p>Erase this line.</p>	 <p>Now draw two tiny ellipses.</p>	 <p>Connect the ellipses with a curved line.</p>	 <p>Add another curved line for a handle.</p>
 <p>Erase these lines.</p>	 <p>Let's add color.</p>	 <p>Shade with darker colors.</p>	 <p>Add some curves to make a hot cup of chocolate.</p>