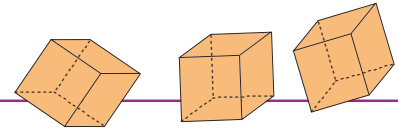
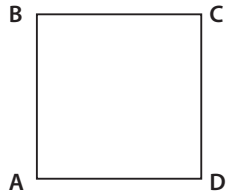


# Learning To Draw a 3D Box

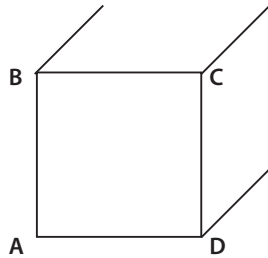
Follow the directions below.



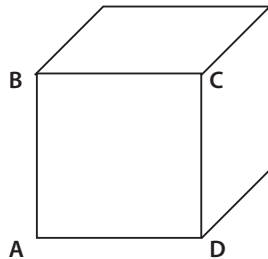
1. Draw a square ABCD



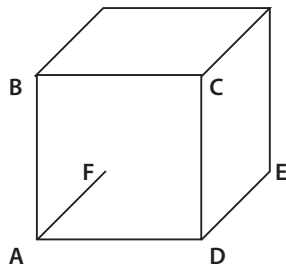
2. Draw three straight lines from three corners (corner B, C, D) of the square.



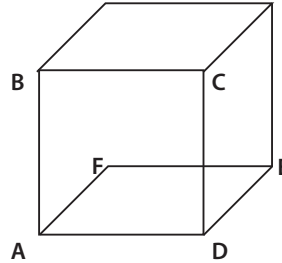
3. Draw two straight lines to connect the three lines we just drew.



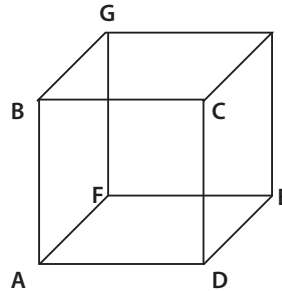
4. Now we have a closed box. To make an open box, draw a straight line from point A. This line needs to be parallel with the line DE.



5. Draw a line from point E to F.



6. Draw a line from point G to F to finish it.



Now try it yourself in the space below.

