

# Assignment: Focal Point Cutout Design

---



# Focal Point

---


- ❑ Center of Interest
- ❑ Main Focus
- ❑ Emphasis
- ❑ Element or object that stands out



# Placement of Focal Point

---

- Rule of Thirds



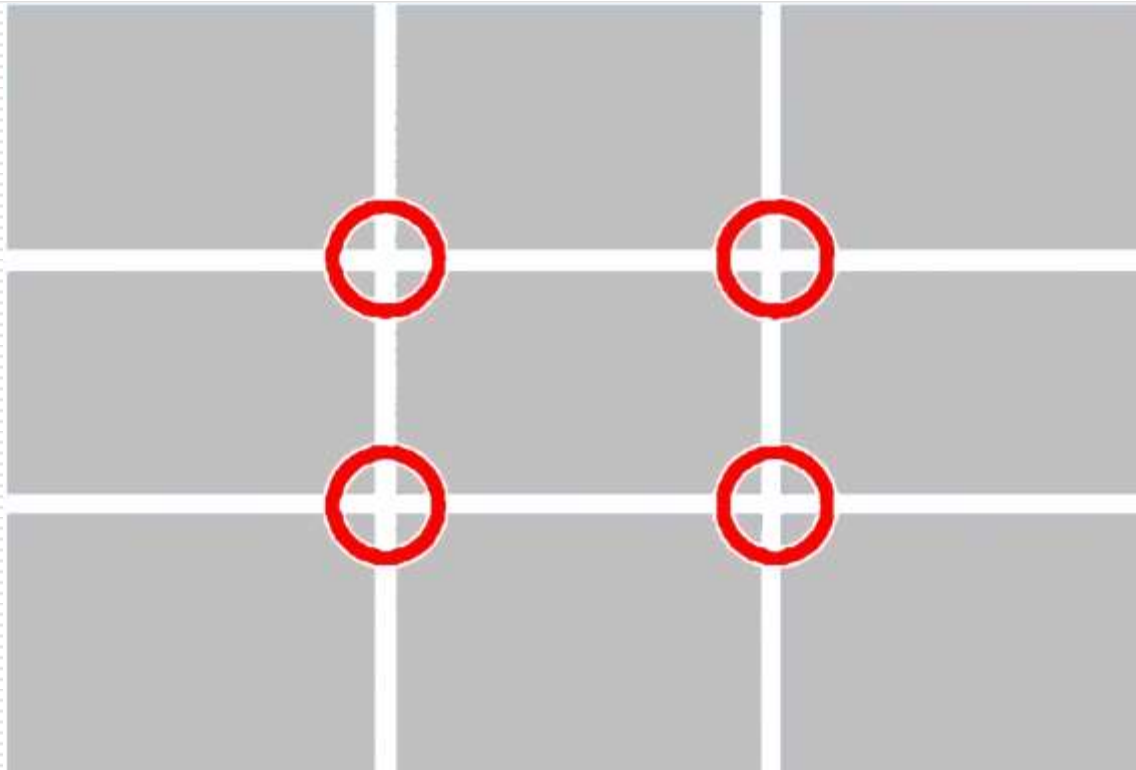
Rule of Thirds: Divide your composition (art work) visually into thirds horizontally and vertically.

---



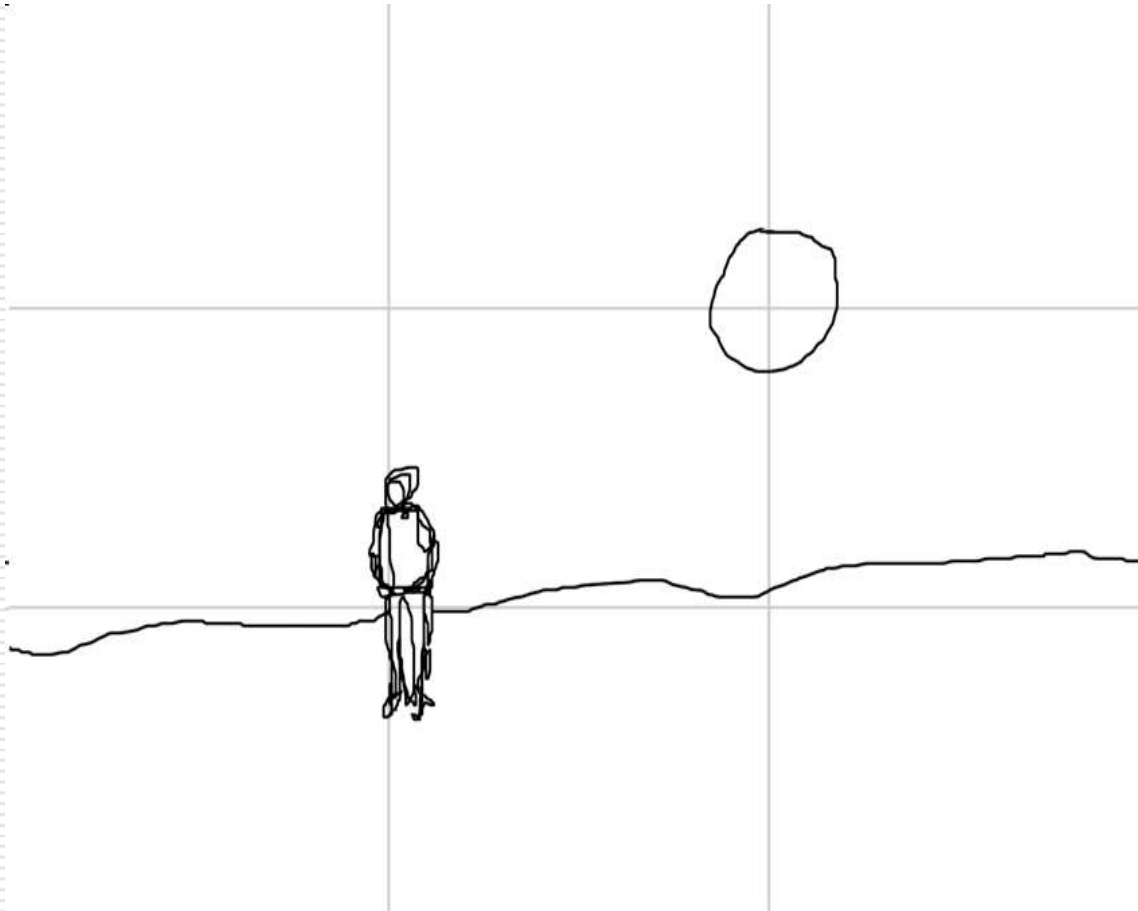
# Rule of Thirds

---



On or near where the lines intersect,  
you want to place your focal point

---



# USING ELEMENTS OF ART

---

Line

Shape

Space

Color

Texture



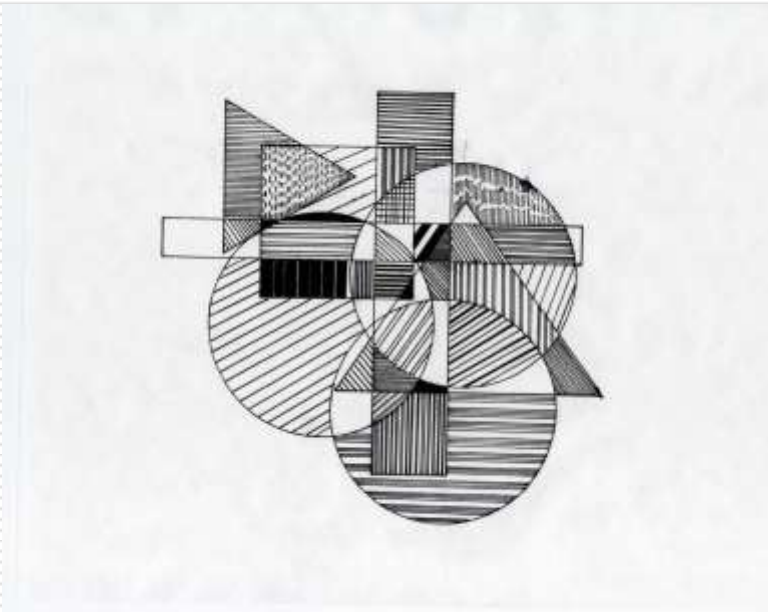
Kandinsky: Composition VIII

---

# SHAPE

---

Geometric



Organic





# Using SHAPE to create the illusion of SPACE

---

- ❑ Overlapping
- ❑ Size
- ❑ Placement
- ❑ Balance  
of Positive  
and Negative



KANDINSKY: IN BLUE

---

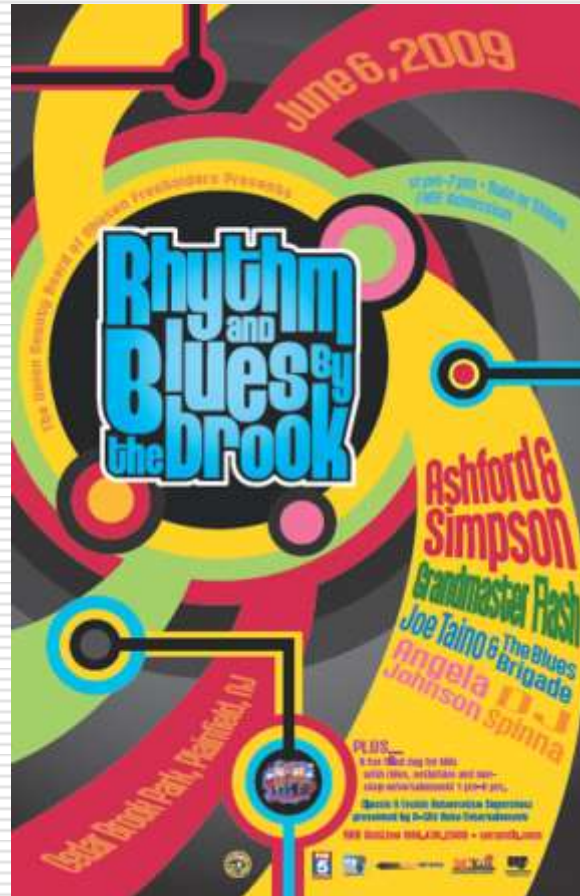
# Using Line “Rhythmically” to lead the eye to the Focal Point

- Peter Max
- The Different Drummer



# Example of Rhythm Lines

---



# Project Example of Rhythm Lines

---



# Overlapping and Layering Gives an Illusion of Depth

---




# What gives the illusion of being far away and up close?

---



# Using Principles of Art

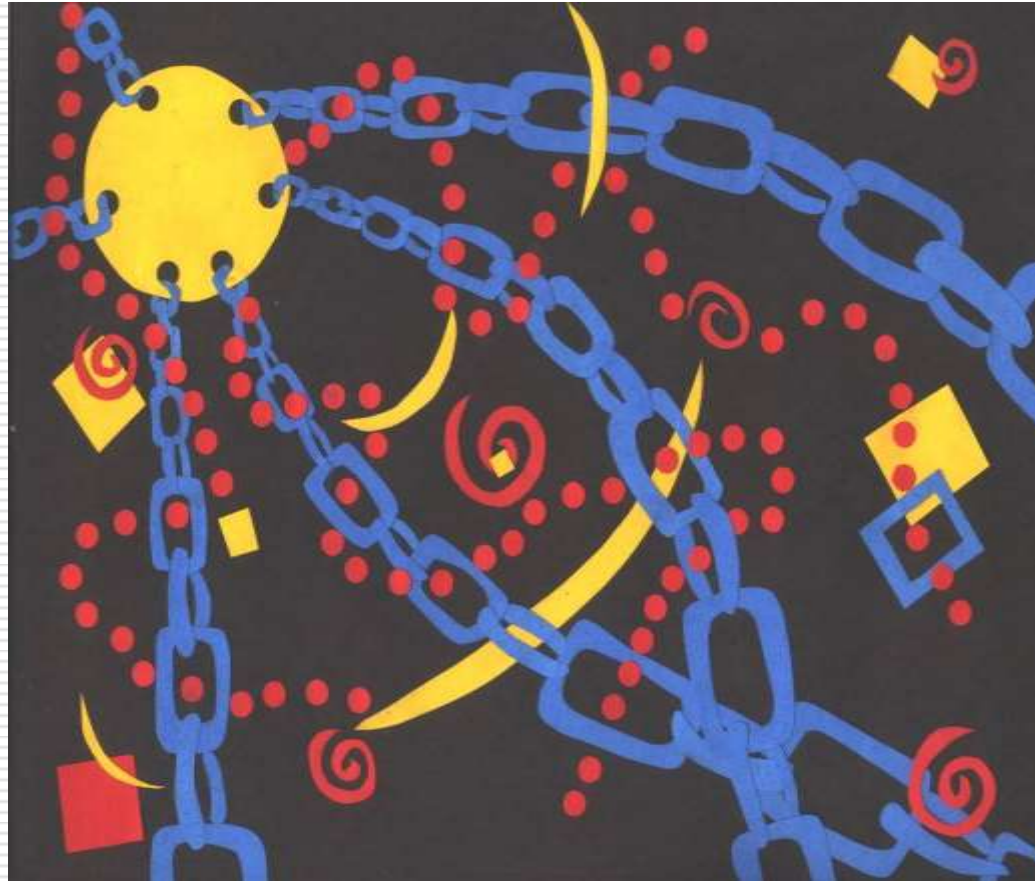
- Balance
- Variety
- Harmony
- Proportion
- Movement
- Rhythm
- Emphasis
- Unity



MATISSE:  
Paper Collage  
TWO DANCERS

# What Elements and Principles are present?

---






# Your Assignment

---

- ❑ Choose 2 geometric shapes.
- ❑ Choose 1 organic shape



Geometric Shape



Organic Shape

---

# Your Assignment


---

- Choose 7 to 10 rhythm lines.



# What works?

---



What Works?  
What can be done to make this  
composition better?

---




What Works?  
What can be done to make this  
composition better?

---



What Works?  
What can be done to make this  
composition better?

---



What Works?  
What can be done to make this  
composition better?

---



What Works?  
What can be done to make this  
composition better?

---





# Inspiration

---

Mechanical





# Inspiration

---

## □ Jewelry



# Inspiration

---

## □ Nature



# Inspiration

---

- Other Artists
- Study of Matisse



# Inspiration

---

- Other Artists
- Klimt



# Inspiration

---

- Other Artists
- Klimt



# Answer on a Separate Piece of Paper 10 Questions:

---

- Title your paper: Focal Point Cutout Design
  - Add your name and period number.
-



# Question 1

---

- What are the Elements of Art?
-

# Question 2

---

- What are the Principles of Art?
-

# Question 3, 4, and 5

---

- What is a focal point?
  - Where should you place the focal point?
  - What is the rule called used to place the focal point?
-

# Question 6

---

- Draw an example of Rhythm Lines.
-

# Question 7

---

- Draw an example of geometric shape?
-

# Question 8

---

- Draw an example of organic shape?
-

# Question 9 and 10

---

- Draw an example of overlapping.
  - Why do we use overlapping?
-