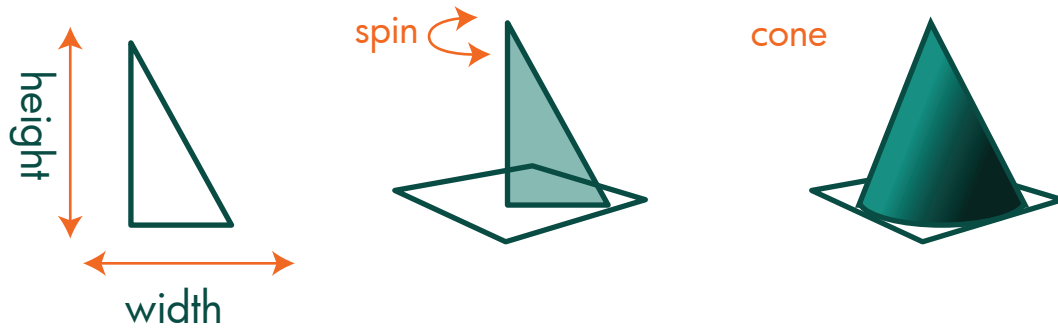

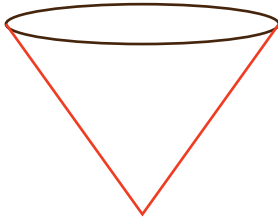
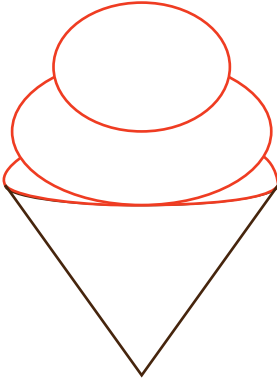
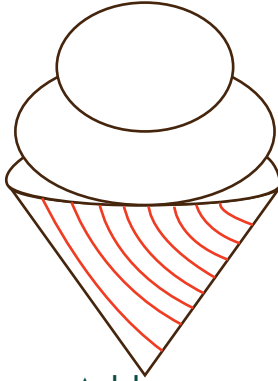
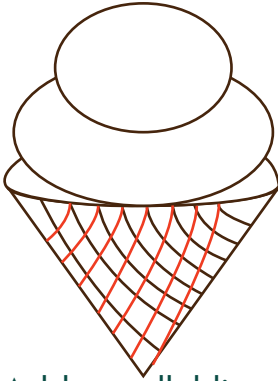





The cone is another 3-D solid. It is made by spinning a right-angled triangle. The cone can be used to draw many things. Let's draw an ice cream cone!



 <p>First, start with an ellipse.</p>	 <p>Now draw an upside-down triangle.</p>	 <p>Add some circles for the ice cream.</p>	 <p>Add some parallel curves to the ice cream cone.</p>
 <p>Add parallel lines going in the opposite direction.</p>	 <p>Add some color and a rounded triangle.</p>	 <p>Now shade with darker colors.</p>	 <p>Finally, add a cherry on top!</p>